


# Developing Drawing Skills


## Year 1



# Cups and Teapots



# Leaves



# Pointillism-'colour' simple drawings



# WHAT AM I?

*CURLY*

*straight*

**fat**

*thick thin*

*jagged wavy*

How many different sized (thick and thin) lines can you use to write your name?



*CURLY*

straight

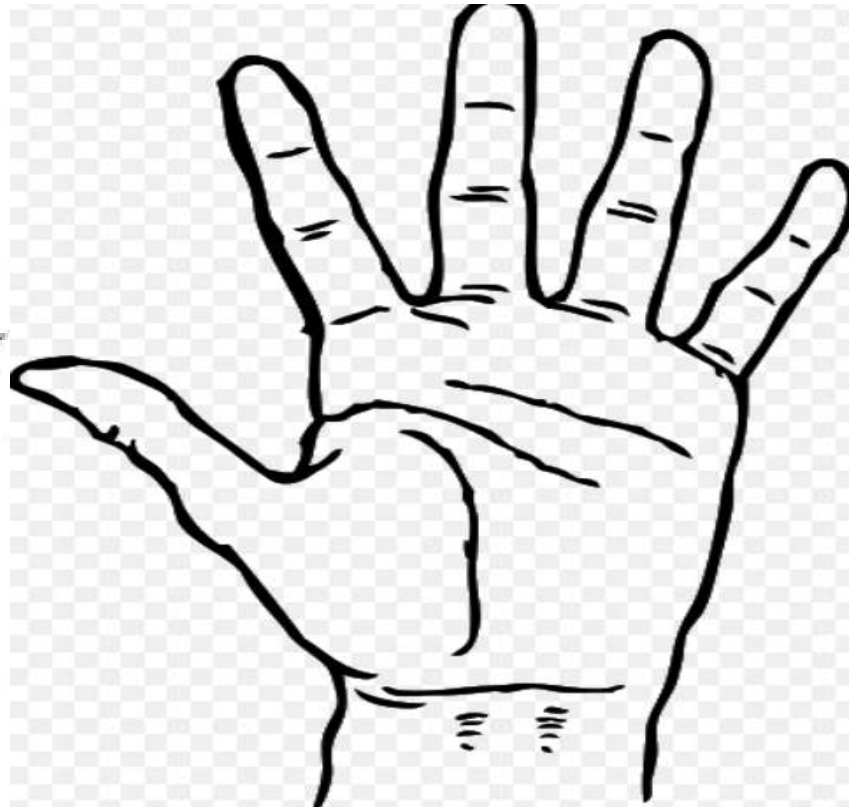
**fat**

**thick** thin

jagged

wavy

Hand





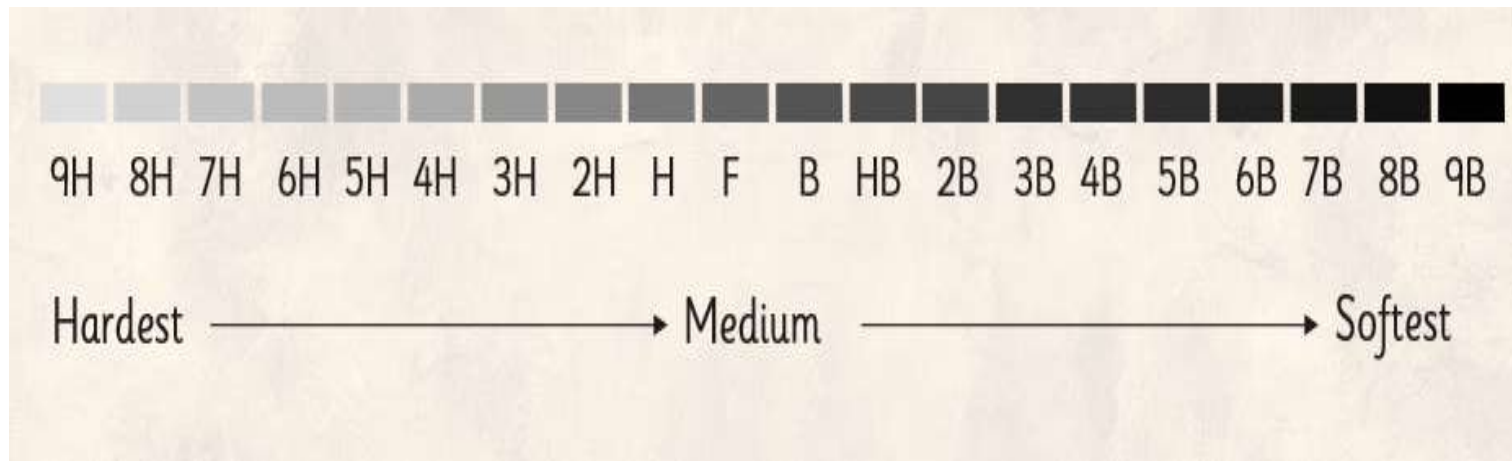
# Developing Drawing Skills

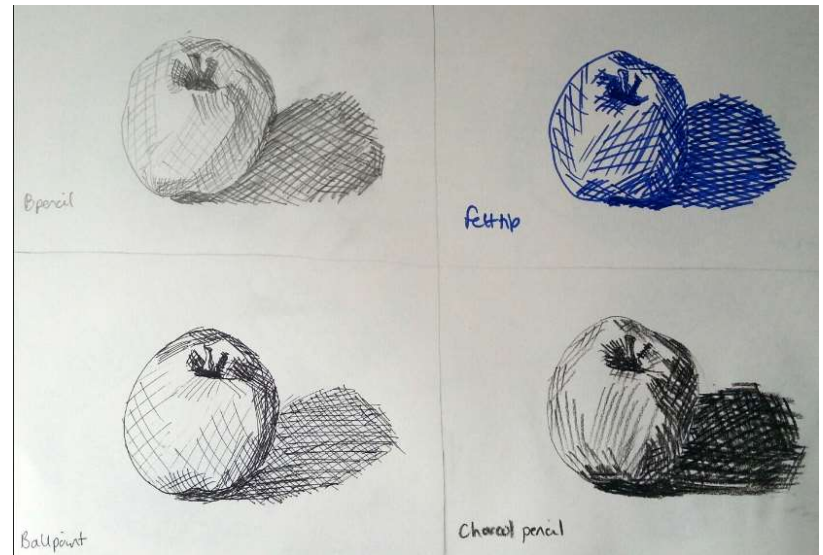

## Year 2






What do you think this diagram represents?



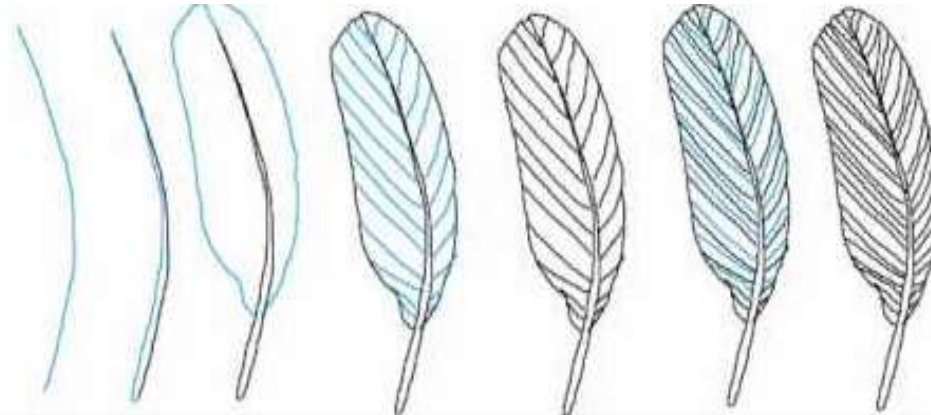


- What are we looking for?



# Learning: Dark and light

## Doing: Drawing Feathers



11lizzie.tumblr.com





**Learning:** Straight thick and thin lines  
**Doing:** Drawing Houses



Detached House



Semi Detached House



Terraced House




# Developing Drawing Skills

## Year 3






# Texture




# Texture

- Feeling
- Appearance




# Vocabulary

- Hatching
- Cross Hatching



- Practise



# Introduce charcoal



I can draw texture using tone.











# Developing Drawing Skills



## Year 4



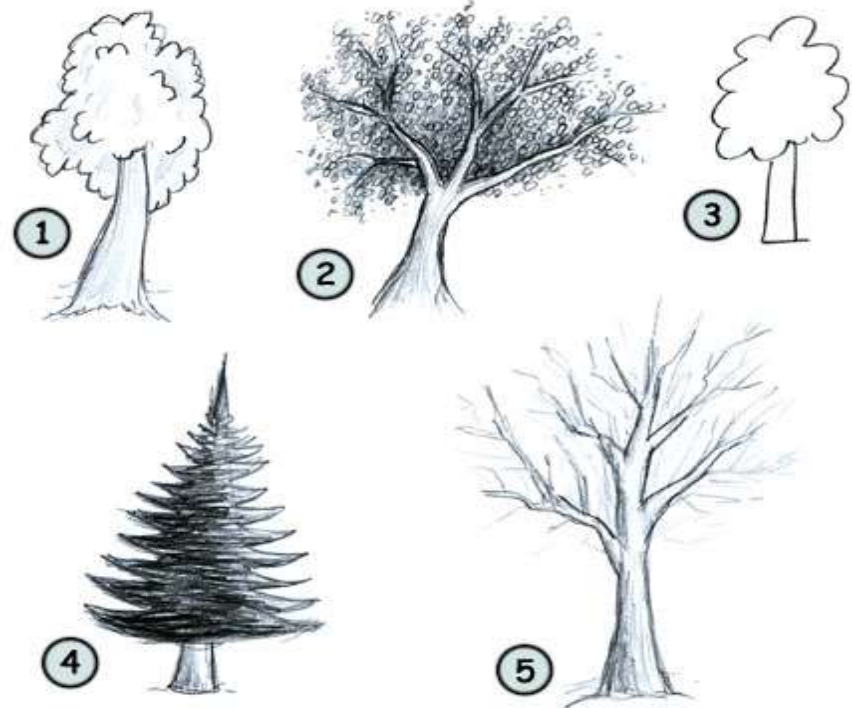

# Wool-pencil and wax crayons



# Paul Klee-take line for a walk



# Tree-experiment with charcoal and pencil



# Cityscape



# Shoe




# Developing Drawing Skills

## Year 5





Fabric-experiment with wax and pencil crayons and charcoal-which is most effective?



# Hair in Motion




# Developing Drawing Skills

## Year 6



# Complete Patterns



Depict movement-person running



# Person sitting

